

ENERGIZING TODAY.
EMPOWERING TOMORROW.
SUSTAINING THE FUTURE.



- CLEANER ENERGY
- SMARTER GRID
- STRONGER FUTURE

POWER & ELECTRICITY

POWERING PROGRESS. ENERGIZING POSSIBILITIES.

The Region's **10th** Biggest Industry Event

Goa International Trade Fair | Summit | Awards



23rd, 24th & 25th
AUGUST 2026



Kala Academy, Panaji



POWER GENERATION

Innovative solutions for reliable and sustainable energy



TRANSMISSION & DISTRIBUTION

Smart grids for efficient power delivery



RENEWABLE ENERGY

Solar, Wind, Hydro & Green energy solutions



ENERGY EFFICIENCY

Technologies for efficiency, savings & sustainability



STORAGE & E-MOBILITY

Power storage, EV charging & future mobility



SOLUTIONS & SERVICES

Consulting, EPC, maintenance & digital solutions



SUSTAINABLE



RELIABLE



INNOVATIVE



CONNECTED

CONNECT | COLLABORATE | INNOVATE | TRANSFORM

www.powerelec.in

INDIA'S COMPLETE POWER & ELECTRICAL EVENT

Welcome to India's only combined industry event for all related segments of the **Power, Electrical, Electronic & Lighting sectors**. It will focus on **Power Generation, Transmission, Distribution, Utilization, Smart Grid, Renewables, Automation, LED, etc.**

The Average Availability of power has increased to 20.6 hours in rural areas and to 23.8 hours in urban areas. AT&C losses in power sector were down to 15.41% (provisional) in FY 2022-23 due to government initiatives.

The Central Electricity Authority (CEA) estimates India's power requirement to grow to reach 817 GW by 2030.

Also, by 2029-30, CEA estimates that the share of renewable energy generation would increase from 18% to 44%, while that of thermal energy is expected to reduce from 78% to 52% of the energy mix

India is the third largest producer of electricity in the world. India's power market is the world's fifth largest in terms of generation capacity and the third largest in terms of network. The growing demand, network extension and upgradation, reduction in energy intensity, unbundling of supply services and growth of cross-border trade present various opportunities for this industry.

Some highlights of the power sector include - a Rs 17.05 lakh crore investment in power and renewable energy sector; 80 GW thermal power generation capacity under construction; 99 GW renewable energy under construction; Rs 16.93 lakh crore invested in power and renewable energy sectors so far; Rs 7.4 lakh crore investment in power sector; India's power generation capacity to increase to over 800GW; new rules allow consumers to establish transmission lines without license; setting up 21 new nuclear power reactors with a total installed capacity of 15,700 MW by 2031, etc. **During the fiscal year (FY) 2022-23, the total electricity generation in the country was 1,844 TWh, of which 1,618 TWh was generated by utilities.** The gross electricity consumption per capita in FY2023 was 1,327 KWh. India has huge ambitions in energy transition and plans to have 500 GW of non-fossil based electricity installed capacity by 2030.

Power sector has a huge role to play in accelerating India's progress in the next 25 years

- PM Modi at launch of Power Sector's Revamped Distribution Sector

One Nation One Power Grid has become the strength of the country today

India is in the top 4-5 countries of the world in terms of installed solar capacity

We had resolved to create 175 GW of renewable energy capacity by 75 years of independence. Today, We have reached 170 GW capacity

ADVANTAGE INDIA

GROWING DEMAND

- India is the third-largest producer and consumer of electricity worldwide, with an installed power capacity of 429.96 GW as of January 31, 2023.
- Growing population along with increasing electrification and per-capita usage will provide further impetus. Power consumption in India in FY23 logged a 9.5% growth to 1,503.65 billion units (BU).

ATTRACTIVE OPPORTUNITIES

- In the Budget for 2024, the government's power sector initiatives have been allocated funds that are 50% higher. Increased funds have been allocated to green hydrogen, solar power, and green-energy corridors.
- To meet India's 500 GW renewable energy target and tackle the annual issue of coal demand-supply mismatch, the Ministry of Power has identified 81 thermal units which will replace coal with renewable energy generation by 2026.

POLICY SUPPORT

- 100% FDI allowed in the power sector has boosted FDI inflow in this sector.
- Schemes such as Deen Dayal Upadhyay Gram Jyoti Yojana (DDUGJY) and Integrated Power Development Scheme (IPDS) are expected to augment electrification across the country.
- Cabinet approves PM-Surya Ghar: Muft Bijli Yojana for installing rooftop solar in One Crore households

HIGHER INVESTMENTS

- As per the National Infrastructure Pipeline 2019-25, energy sector projects accounted for the highest share (24%) out of the total expected capital expenditure of Rs. 111 lakh crore (US\$ 1.4 trillion).
- Total FDI inflows in the power sector reached US\$ 18.17 billion between April 2000-December 2023.

EXHIBIT & YOU CAN

- Meet with those currently interested in your business
- Network with influential clients & generate leads
- Market your products, services and destinations
- Strengthen relations with existing customers
- Sign long-term deals & explore new markets
- Expand or create a network of partners
- Recruit new agents and distributors
- Launch new products and packages
- Test the market & collect feedback
- Survey trends & make contacts
- Target your right audiences



SOME HIGHLIGHTS

- Key Purchasers
- B2B + B2C Visitors
- International Marketing
- World Industry Leaders
- Foreign & Indian Visitors
- Service Providers & Professionals
- Awards, Competitions & Workshops
- Government Boards, Export Promotion, etc.



MULTI-PRONGED WORLDWIDE MARKETING



Social Media & Telecom



Associations & Chambers



Media Briefings



English Newspapers



Special Invitations



Radio FM



Vernacular Dailies



TV & Cable Channels



In Venue Displays



Outdoor Publicity




Online Marketing



Business Visits

SHELL SCHEME BOOTH & RAW SPACE

- There are 2 types of booths - Shell and Raw Space - with MRP at Rs.17,000 and Rs. 16,500 respectively. Final Rate depends on various factors like location, category, early-bird bookings, etc. Limited Booths Only.
- Get in touch before July 2026** for discounted MSME or Early-bird rates - 25% to 50% depending on category & government subsidy received.
- Front stalls are premium ones for sponsors and priced higher. GST at 18% applicable on all payments.
- Overseas Exhibitors pay 250 US \$ per sq mtr for shell scheme booths.
- Shell includes table, chairs, lights, panels, fascia, plug-point, dust-bin, etc.
- 15 - 20 % premium on 2 / 3 side open corner booths.



POWER, LIGHTING, ELECTRICAL, ELECTRONIC & SMART AUTOMATION

EXPO PROFILE - POWER


Accessories | Advanced Metering Infra (Ami) | Ai-Powered Analytics | All Electrical Products | Alternators | Automation | Automation Systems | Cables | Capacitors | Cloud-Based Energy Platforms | Components | Conductor Hardware | Conductors | Controlgear | Controllers | Cybersecurity Solutions | Distribution | Demand-Side Management | Design & Consultancy | Digital Energy | Digital Substations | Disaster Resilience Solutions | Disruptive Technologies | Drive & Control Technologies | DISCOMs | Electrical/Electronics | Energy Analytics | Energy Conservation | Energy Management | Energy Meters | Engineering Projects | Fault Detection | Fossil Fuels | Generation | Generating Equipments | Green Energy | Grid Substations | Grid Modernization | Hvdc | Indicating | Industrial Applications | Industrial Control | Industrial Robots | Innovative Business Models | Instrument Transformers | Insulating Materials | Insulators | Integrated Power Dev | IoT Applications | Lamination | Lifts & Escalators | Lighting & Accessories | Lv Switchgear | Measuring | Modernization | Motion & Drives | Motion Control Solutions | Motors | Mv/Hv Switchgear | National Grid | Power Electronics | Power Grid | R & D Institutes | Reactors | Renewables | Renewable Energy | Renovation | Research Institutes | Research & Training | Rotating Machines | Sensing | Sensors | Smart Grid Mission | Smart Grids | Software | Stampings For Motors | State Power Utilities | Sustainable Solutions | Switchgears | Transmission | T&D Equipment | Tanks | Technical Labs | Testing | Traders | Transformers | Transmission Line Towers | Ultra Projects | Winding Wires.... And Much More.

EXPO PROFILE - ELECTRICAL & SMART AUTOMATION

Alternators | Automation System | Battery & Energy Storage | Bio Energy | Bus Bar System | Cables & Cable Accessories | Calibration System | Capacitors | Capital Goods | Central Control System | Circuit Boards & Switches | Circuit Breakers-Mccb, Acb, Mcb, Mpcb, Rccb, Rcbo, Etc. | Communication Equipment | Compressors | Conducting & Winding Wires | Conductors | Conduit & Fitting | Connectors | Conserving Equipments & Management Services | Consultancy | Control & Instrumentation | Control Gears | Control Panels, Sync Panels, Amf Panels & Mcc and Pcc Panels | Control Safety | Conversion & Storage Of Electrical Energy | Data Capture System | Detectors | Diagnostic Equipment | Distribution Services & Utilities | Distributions ED/EDA | Earthing Solution | Earthling Equipment | Electric Dives & Motors | Electromechanical Components | Emergency Lighting & Energy Savers | Fire Safety System | Fixing Technology | Fuses / Fuse Switches / Fuse Gear Isolators | Generators / Inverter | Green Building Architects | Indicators / Controllers | Industrial Electronics | Inspection and Testing Services | Instrument Transformers | Instrumentation | Insulators & Insulating Material | Isolators & Relays | Junction Boxes | Led Lighting | Lighting-Industrial and Commercial & Luminaries | Line Towers | Logistics & Site Preparation | Luminaires | Measuring & Testing Technology | Modules & Hybrids | Monitoring & Recording | Motors & Motor Winding | Non Conventional Energy Generators | On Load Tap Changers | Operating Resources | Passive Components | Power Tools | Process Control & Control Gears | Production Subsystems | Production Technology | Protection & Utilisation of Power | Protection System | Relays | Sandwich & Bus Duct System | Semiconductors | Sensors & Micro Systems | Stabilizers / UPS | Sub-assemblies | Switches & Switch Boards | Switch-gears | System Protection & Monitoring Equipment | Transformers | Transmission Line and Towers Building Automation | Voltage Stabilizers & Regulators | Winding Wires | Wiring Tubes & Accessories |

EXPO PROFILE - LED & LIGHTING

Accessories | All Kinds of LEDs | All Kinds of Lighting | Allied Products | Architectural & Interior Designing | Automotive Lamps | Circuit Boards | Components | Construction Projects | Control Systems | Dimmers | Displays & Signage | DMX Controllers | Drivers & UPS | Encapsulation Material | Energy Consultancy | Engineering & Electrical Works | EPC Solutions | Fixtures & Fittings | Flat Panels | Government & Utilities | Hardware & Software | Heat Sinks | Home Applications | Imaging Devices | Industrial & Utilities Usage | Inspection & Measuring | Lenses | Machinery | Manufacturing Equipment | MCPCBS | Modules | Office Automation | OLEDs for All Types of Applications | PCB Adhesive Tapes | Power Supplies | Power Supply | Raw Materials | Reflectors & Diffusers | Repairing Equipment | Screens & Video Walls | Service Providers | Signage & Displays | Smart Home Automation | SMD Mounting Machines | Solar Powered Products | Solid-state Products | Testing Laboratories, R & D | Wafer / Chips | Wires & Cables |



The government has transformed the power sector from power-deficient to power-sufficient by adding 1,94,394 MW of generation capacity in the past 9 years. Energy requirement has increased by 8.6% to 11,02,887 MU during the current year 2023-24 from 10,15,908 MU during same period previous year. **Consider some of the major developments:**

* NHPC Ltd, NEEPCO Ltd and SJVN Ltd signed Memorandum of Agreement (MoA) with the Government of Arunachal Pradesh for development of 12 stalled Hydro Electric Projects (capacity 11,523 MW) in the state.

* During 2023, 14,390 ckm of transmission lines, 61,591 MVA of transformation capacity and 4,290 MW Inter-regional Transfer Capacity has been added. The transmission network of 4,79,185 ckm has evolved as the largest national synchronous grid in the world.

* For integration of 64.1 GW Wind and Solar Capacity, Inter State Transmission System (ISTS) network is under construction and for 63.8 GW Wind and Solar Capacity, ISTS network is under bidding. Around 26.1 GW additional RE capacity is likely to be integrated to intra-state network under Green Energy Corridor (GEC- I&II) scheme.

* The Government launched the Revamped Distribution Sector Scheme (RDSS) to help DISCOMs improve their operational efficiencies and financial sustainability by providing result-linked financial assistance to DISCOMs to strengthen supply infrastructure.

* Loss Reduction works including replacement of bare conductor with AB cable, HVDS systems, feeder bifurcation, etc. while system strengthening works include creation of new substations, feeders upgradation of transformation capacity, cables, etc. have been undertaken.

* Modernization works include SCADA, DMS, IT/OT, ERP, GIS enabled applications, ADMS etc. to make distributions systems smarter. So far, Loss Reduction works of Rs. 1.21 lakh Cr. have been sanctioned and also Rs. 5,806.48 Cr has been released as GBS towards loss reduction works under RDSS as per scheme guidelines.

* The National Smart Grid Mission (NSGM) is designated to lead the assessments for Smart Distribution cities with the technical assistance of USAID's South Asia Regional Energy Partnership (SAREP). Ongoing two Smart Grid / Smart metering projects, sanctioned under National Smart Grid Mission (NSGM) for Rs. 116.01 Crores with Rs.34.803 Cr. Govt. Budgetary Support (GBS), are nearing completion.

The Prime Minister launched the Unnat Jyoti by Affordable LED for All (UJALA) programme. Under UJALA scheme, LED bulbs, LED Tube lights and Energy efficient fans are being sold to the domestic consumers for replacement of conventional and inefficient variants. Till date, over 36.86 crore LED bulbs, 72.18 lakh LED Tube lights and 23.59 lakh Energy efficient fans (including over 55,000 BLDC fans) have been distributed by EESL across India. This has resulted in estimated energy savings of 48.39 billion kWh per year with avoided peak demand of 9,788 MW, GHG emission reduction of 39.30 million ton CO₂ per year and estimated annual monetary savings of Rs. 19,332 crore in consumer electricity bills.

The Street Lighting National Programme (SLNP) to replace conventional street lights with smart and energy efficient LED street lights across India. Till date, EESL has installed over 1.30 crore LED Street Lights in ULBs and Gram Panchayats across India. This has resulted in estimated energy savings of 8.75 billion kWh per year with avoided peak demand of 1,459 MW, GHG emission reduction of 6.03 million ton CO₂ per year and estimated annual monetary savings of Rs. 6,128 crore in electricity bills of municipalities.

With the amendment in the Electricity Rules, 2005 notified on 26.07.2023, the Government has put in place additional measures to improve financial health of Discoms with streamlining the process of accounting, reporting, billing and payment of subsidy by States to the Distribution Companies.

The Ministry of Power promulgated the Electricity (Right of Consumers) Rules 2020 with the conviction that the power systems exist to serve the consumers and the consumers have rights to get the reliable services and quality electricity. These Rules lay down the time limits and standards of the various services to be provided by the Distribution Companies across the country or otherwise they will have to pay compensation to their consumers. **The amendments to the Electricity (Rights of Consumers) Rules, 2020 on 14.06.2023, brought an important change to facilitate more and more consumption of power from renewable sources - Green Energy Open Access**

The Electricity (Late Payment Surcharge and Related Matters) Rules, 2022 give relief to the DISCOMs, as well as electricity consumers and at the same time, Generating companies are also getting the benefit from assured monthly payments, which will help the whole power sector to become financially viable. **It has created a win-win situation to both Discoms and Gencos.**



Power



MARKET SIZE



SECTOR COMPOSITION



KEY TRENDS



GOVERNMENT INITIATIVES



ADVANTAGE INDIA

Electricity Generation in India[^] (in BU)



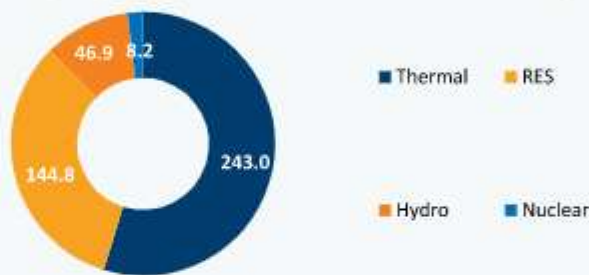
Note: GW – Gigawatt, BU- Billion Unit, [^]-including renewable sources, *Until January 2024

Power Supply Position (GW)



Note: *Until January 2024

Installed Capacity for Different Sources of Power – As of April 30, 2024 (GW)



Note: GW – Gigawatt

Installed Electricity Generation Capacity (GW)



Note: GW – Gigawatt, KWh- Kilo Watt hour, P- Provisional

Per-Capita Electricity Consumption (Megajoule/Person)



Saubhagya Scheme



UJALA Scheme



Ujwal DISCOM Assurance Yojana (UDAY)

- **Growing demand:** India is the third-largest producer and consumer of electricity worldwide, with an installed power capacity of 442.85 GW, as of April 30, 2024.
- **Higher investments:** As per the National Infrastructure Pipeline 2019-25, energy sector projects accounted for the highest share (24%) out of the total expected capital expenditure of Rs. 111 lakh crore (US\$ 1.4 trillion). Total FDI inflow in the power sector reached US\$ 18.28 billion between April 2000-March 2024.
- **Policy support:** Electrification in the country is increasing with support from schemes like Deen Dayal Upadhyay Gram Jyoti Yojana (DDUGJY), Ujwal DISCOM Assurance Yojana (UDAY), and Integrated Power Development Scheme (IPDS). Cabinet approves PM-Surya Ghar: Muft Bijli Yojana for installing rooftop solar in One Crore households.
- **Attractive opportunities:** In the Budget for 2024, the government's power sector initiatives have been allocated funds that are 50% higher. Increased funds have been allocated to green hydrogen, solar power, and green-energy. The government also announced the issuance of sovereign green bonds, as well as conferring infrastructure status to energy storage systems.

SPECIAL THANKS TO VVIPs WHO ATTENDED OUR EVENTS



President of Mauritius & CMD of Impex Chamber



Sri Lankan Minister & Kerala Health Minister



India's Minister Shripad Naik lighting the traditional lamp



India's Minister R Teli & Congo Ambassador



India's Minister PS Patel presented floral tributes



Hon Chief Minister of Goa & Impex Chamber Mg. Dir.



India's Minister Suresh P. & Vijay K. AIAI President



Shri Murlidhar Mohol, Union Minister & Trinity Chairman



Governor of Maharashtra & Impex Chamber MD



H. E. Governor Rao & CM Fadnavis of Maharashtra

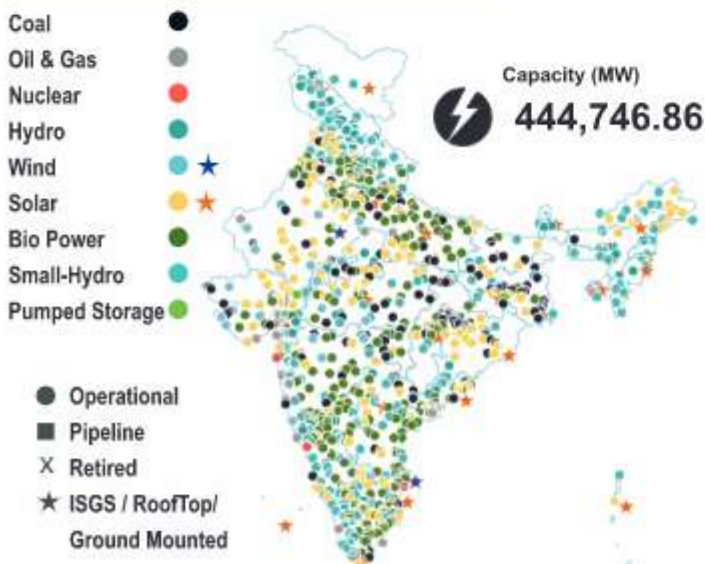


H. E. PSS Pillai, Governor of Goa & MD of Chamber

VISITOR PROFILE

All Those Related to Power, Electricity & LED including: Agencies | Banks & Financial Institutions | Consultants | DisComs | Distributors | Electrical Engineers | End-Users | Energy Project Developers | EPC Contractors | Generation Companies | Government Officials | Industrial Consumers | Investors | IT Solution Providers | MNCs | Manufacturers | Project Financiers | Start-Ups | Subcontractors | System Integrators | Transmission Companies | T&D Companies | Technical Personnel | Traders | Utilities | Venture Capitalists | Wholesalers.... And Much More.

INDIA POWER MAP - MAY 2024



BUDGET ALLOCATION FOR MINISTRY OF POWER AND MINISTRY OF NEW AND RENEWABLE ENERGY OVER THE PAST 10 YEARS

	Power		MNRE	
	Budget	Revised	Budget	Revised
FY14	10,073	5,411	1,534	438
FY15	9,544	5,598	956	555
FY16	6,726	8,005	303	262
FY17	12,253	10,476	5,036	4,360
FY18	13,881	14,915	5,473	4,080
FY19	15,047	15,625	5,147	5,147
FY20	15,875	15,875	5,255	3,892
FY21	15,875	10,835	5,753	3,591
FY22	15,322	15,322	5,753	7,682
FY23	16,075	13,107	6,901	7,033
FY24	20,671	-	10,222	-

*Capacity of Gas plants is more than officially reported cumulative installed capacity, and reflecting in the overall installed Capacity for all sources. Refer to Methodology. Utmost care has been taken to ensure that all maps used in this website conform to Survey of India boundaries.

*Capacity and generation presented in the graph based on the geographical location of the power plant

(MR O), Source Ministry of Finance

f X moneycontrol

Trinity - Producers of Trade & Technology Events Over 20 Years

Trinity, incorporated in 1994, has over the last almost 25 years emerged as India's pioneers and premium producers of International B2B, trade, technology business and specialized events.. Trinity has been official event managers for many world shows, including for the Government of Sri Lanka's TRADMED International Expo & Conference, and also produced the Made in India Expo with the Government of Mauritius, inaugurated by H.E. Vyapoori, then Mauritian President - all event organized with VVIP dignitaries and the who's who of the industry in attendance. Trinity contributes in making Hon Narendra Modi ji's dreams a reality by catalyzing the industrial & commercial worlds.

Trinity Ventures has been recognized by the American National Standards Institute (ANSI) for "organizing trade and business exhibitions, event management, media and publications" for its ISO 9001 : 2015 certification. Trinity is also a member of number of trade, professional and industrial associations – European Union Chambers of Commerce, Mahratta Chamber of Commerce, Industries and Agriculture, etc. and works actively with these agencies. Every Trinity world event addresses the needs of both foreign and Indian businesses, opening many avenues to the multi-crore indigenous market and foreign trade.

The Chamber For Import, Export & Health

The Chamber for Import, Export & Health is registered for promotion of commerce and not-for-profit purposes, recognized by the Union Ministry of Corporate Affairs & other relevant Government of India agencies. A large number of Union & State Ministers, Chief Ministers and foreign VIPs have attended events that The Chamber supported over the years. Its Registered Objects are:

1. To represent & promote stakeholders
2. To promote bilateral relations between India and other countries to increase: 2a – Foreign exchange, 2b – Better sourcing, 2c – Indigenous production, 2d – Export promotion, 2e – Import substitution, 2f – Knowledge sharing, 2g – Technology Upgrade, 2h – Cost-effective technologies, 2i – Pollution-free equipment, 2j – Human resource development
3. The Chamber for Import Export & Health is to undertake activities like: 3a – Organizing events, (expos, tours, seminars, workshops, conferences); 3b – Liaising with stakeholders (Govt & authorities/organizations in India & overseas); 3c – Publishing material and creating linkages between related sectors; 3d – Recognizing & honoring individuals & organizations for achievements with awards, certificates, etc.

Trinity - 3 Guinness World Record Holder

Here is an interesting sidelight about The Trinity Group - it is also known in the country and overseas for being holders of 3 Guinness World Records!!! After the first in 2017 (World's Largest Fish Patty – 296.5 kg) and second in 2018 (World's Largest Choco Mud Pie – 1345 kg), a hat-trick was achieved in 2019 with the (World Largest Bread Pudding – 1424 kgs) - all as part of their corporate social responsibility. Hundreds of kilos of food prepared by a huge team of 5 Star Executive Chefs & Hotel Management Students in the 3 GWRs was distributed free to the poor, hungry, orphans and senior citizen homes by Goan NGOs, who assisted.

Mr. Joseph Dias, Chairman of the group speaking to GWR authorities said – " The feeling of great accomplishment is further, heightened since it comes with the GWR credibility and the satisfaction of being able to drive a team towards a goal. The team is grateful that a high level of professionalism, dedication and the spirit of doing public good is globally recognized. The feeling of satisfaction that months of hard work was successfully brought to fruition and the feeling of deep honour to be able to put India and Goa on the world map is exhilarating".



Professional Producers

ISO 9001 : 2015

Certified by  icv

American National Standards Institute
International Conformance Veritas

